

First Grade  
Dolch Sight Word  
Activity Sheets

# \*Please Read\*

This printable activity is for single classroom/home use only, by one teacher/parent. Please direct people back to [Superheroes and Teacups](#) for additional downloads.

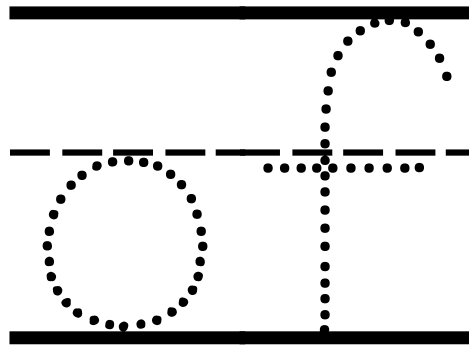
## Please DO NOT:

- Link directly to the PDF file.
- Alter the file in any way.
- Store the file on your website or any file sharing or hosting sites.
- Sell the printable or use it for any commercial purpose.

Read the Word

of

Trace the Word



Write the Word

Blank handwriting lines for writing the word "of". The lines consist of a top solid line, a middle dashed line, and a bottom solid line.

Read the Word

his

Trace the Word

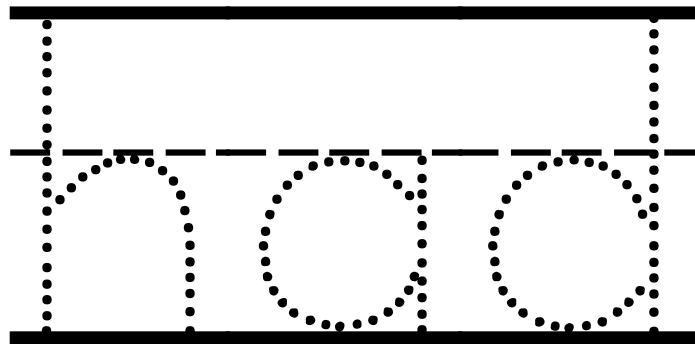
his

Write the Word

Read the Word

had

Trace the Word



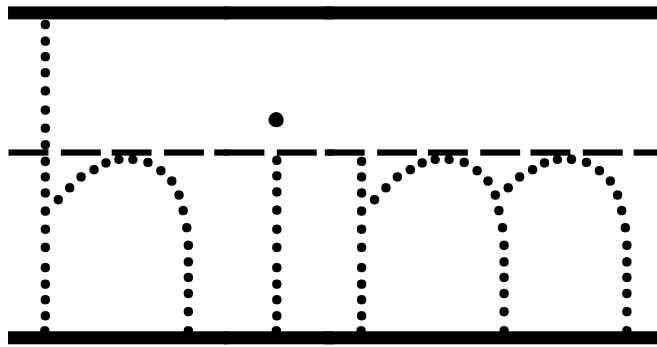
Write the Word

Three horizontal lines for writing practice: a solid top line, a dashed middle line, and a solid bottom line.

Read the Word

him

Trace the Word



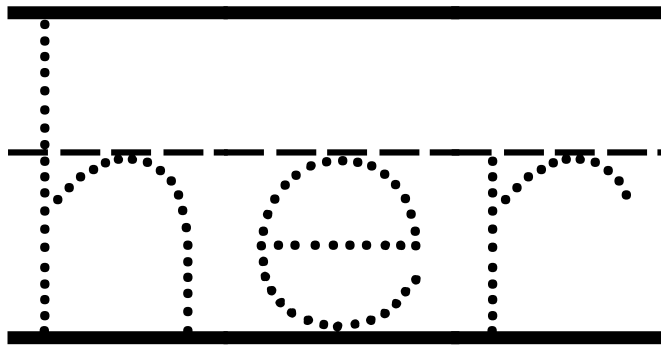
Write the Word

Blank handwriting lines for writing the word "him". The lines consist of a solid top line, a dashed middle line, and a solid bottom line.

Read the Word

her

Trace the Word



Write the Word

Blank handwriting lines for writing the word 'her'. The lines consist of a solid top line, a dashed middle line, and a solid bottom line.

Read the Word

some

Trace the Word

some


Write the Word



Read the Word

as

Trace the Word



Write the Word



Read the Word

then

Trace the Word

then

Write the Word

Read the Word

could

Trace the Word

could

Write the Word

Blank handwriting lines for writing the word "could".

Read the Word

when

Trace the Word

when

Write the Word

Blank handwriting lines for writing the word "when".

Read the Word

were

Trace the Word

were

Write the Word

Read the Word

them

Trace the Word

them

Write the Word

Blank handwriting lines for writing the word "them". The lines consist of a solid top line, a dashed middle line, and a solid bottom line.

Read the Word

ask

Trace the Word


ask

Write the Word

Read the Word

an

Trace the Word



Write the Word





Read the Word

over

Trace the Word

over

Write the Word

Read the Word

just

Trace the Word

just

Write the Word

Read the Word

from

Trace the Word

from

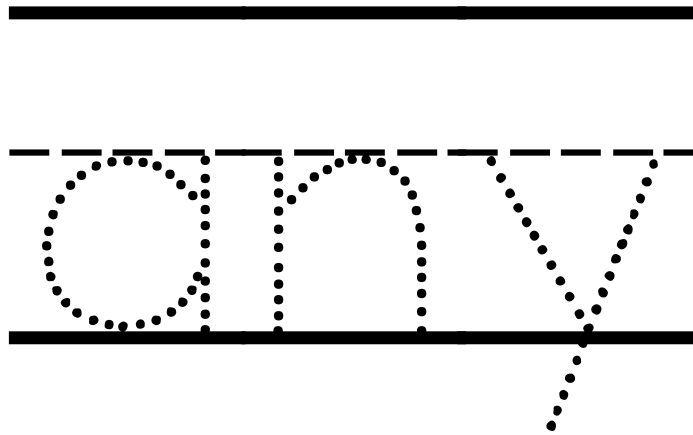
Write the Word

Blank handwriting lines for writing the word "from". The lines consist of a solid top line, a dashed middle line, and a solid bottom line.

Read the Word

any

Trace the Word



Write the Word

Blank handwriting lines for writing the word 'any'. The lines consist of a solid top line, a dashed middle line, and a solid bottom line.

Read the Word

how

Trace the Word

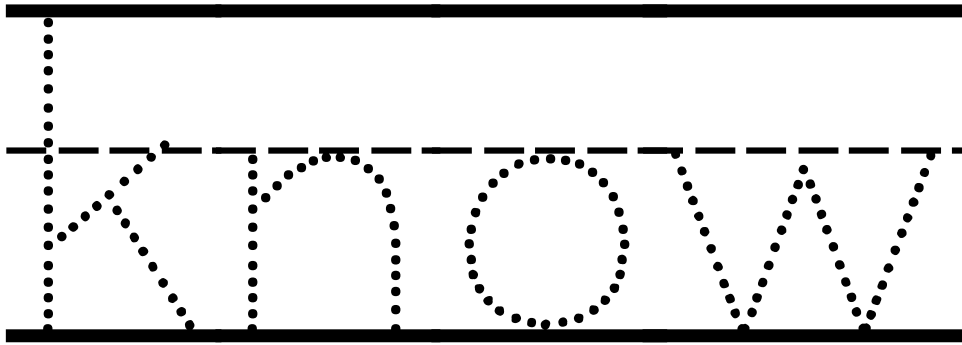
how

Write the Word

Read the Word

know

Trace the Word



Write the Word

Blank handwriting lines for writing the word 'know'. The lines consist of a solid top line, a dashed middle line, and a solid bottom line.

Read the Word

put

Trace the Word

put

Write the Word

Read the Word

take

Trace the Word

take

Write the Word



Read the Word

every

Trace the Word

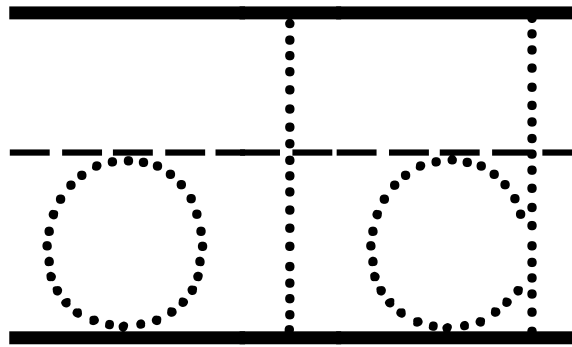
every

Write the Word

Read the Word

old

Trace the Word



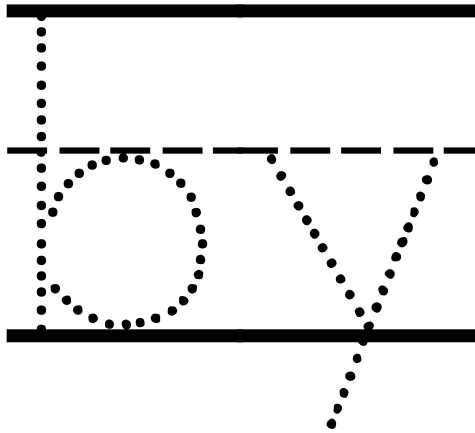
Write the Word

Handwriting practice lines consisting of a solid top line, a dashed middle line, and a solid bottom line.

Read the Word

by

Trace the Word



Write the Word

Handwriting practice lines consisting of a solid top line, a dashed middle line, and a solid bottom line.

Read the Word

after

Trace the Word

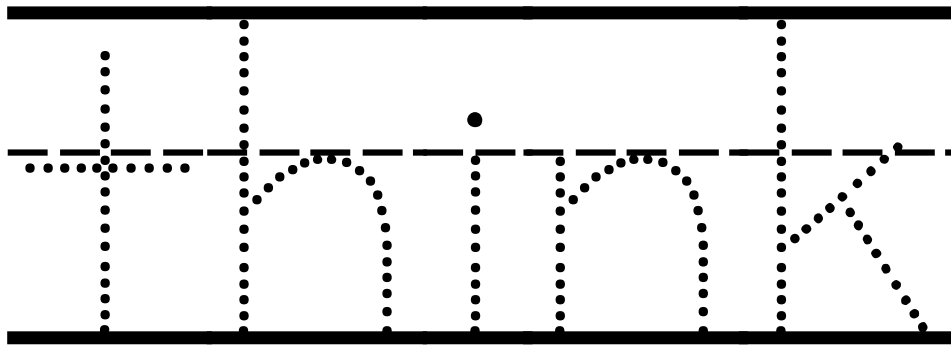
after

Write the Word

Read the Word

think

Trace the Word



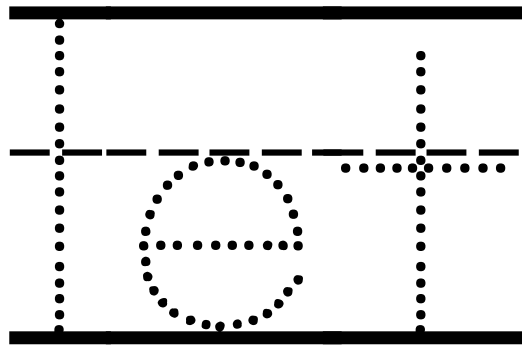
Write the Word

Handwriting practice lines consisting of a solid top line, a dashed middle line, and a solid bottom line.

Read the Word

let

Trace the Word



Write the Word

Handwriting practice lines consisting of a solid top line, a dashed middle line, and a solid bottom line.

Read the Word

going

Trace the Word

going

Write the Word

Read the Word

walk

Trace the Word

walk

Write the Word



Read the Word

again

Trace the Word

again

Write the Word

Read the Word

may

Trace the Word

may

Write the Word

Read the Word

stop

Trace the Word

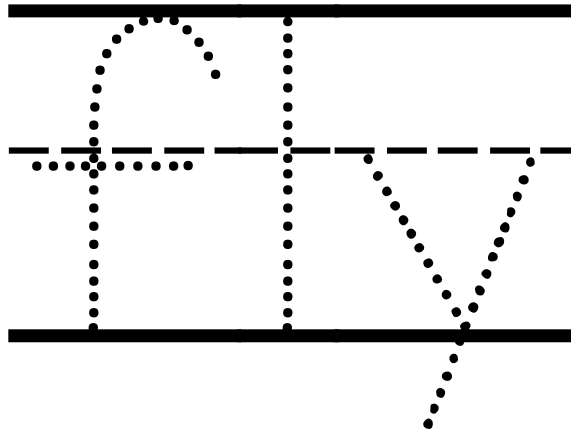
stop

Write the Word

Read the Word

fly

Trace the Word



Write the Word

Blank handwriting lines for writing the word 'fly'. The lines consist of a solid top line, a dashed middle line, and a solid bottom line.

Read the Word

round

Trace the Word

round

Write the Word

Read the Word

give

Trace the Word

give

Write the Word

Read the Word

once

Trace the Word

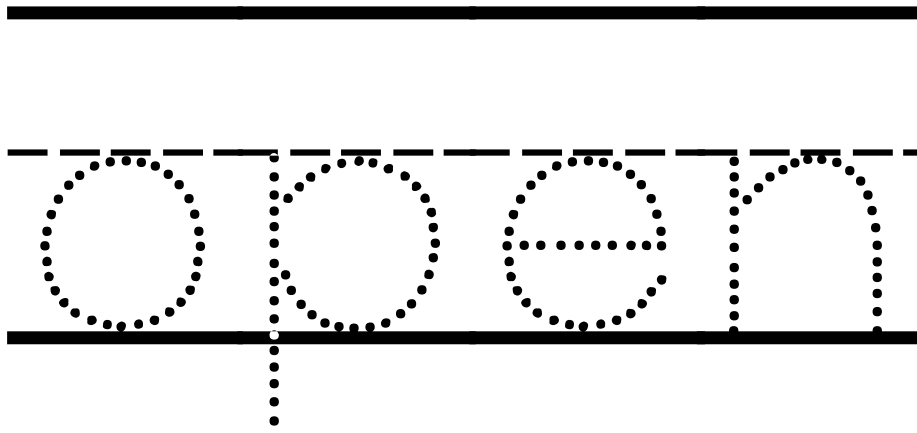
once

Write the Word

Read the Word

open

Trace the Word



Write the Word

A set of blank handwriting lines for practicing writing the word 'open'. It consists of three horizontal lines: a solid top line, a dashed middle line, and a solid bottom line.



Read the Word

has

Trace the Word

has

Write the Word

\_\_\_\_\_

-----

\_\_\_\_\_

Read the Word

live

Trace the Word

live

Write the Word

\_\_\_\_\_

-----

\_\_\_\_\_

Read the Word

thank

Trace the Word

thank

Write the Word

# Thank You!

Clip art elements and fonts for this product were created by the following amazing designers:

